

Poking Fun at the Politics of the Gilded Age

Using **Concrete Details** to Make Sense of the **Commentary** in the Cartoons

Directions: For each of the images below, use the **concrete details** on your Chapter 23 Term Sheet to help answer the questions and understand the **commentary** being made about **politics during the Gilded Age**.



Describe what you see in this cartoon.

To what SPECIFIC Issue does this cartoon refer?

How does this illustrate the greed of individuals and/or shortcomings of government?

LIST 3-5 additional RELEVANT CONCRETE DETAILS about this issue.




Describe what you see in this cartoon.

To what SPECIFIC Issue does this cartoon refer?

How does this illustrate the greed of individuals and/or shortcomings of government?

LIST 3-5 additional RELEVANT CONCRETE DETAILS about this issue.




Describe what you see in this cartoon.

To what SPECIFIC Issue does this cartoon refer?

How does this illustrate the greed of individuals and/or shortcomings of government?

LIST 3-5 additional RELEVANT CONCRETE DETAILS about this issue.



Describe what you see in this cartoon.

To what SPECIFIC Issue does this cartoon refer?

How does this illustrate the greed of individuals and/or shortcomings of government?


LIST 3-5 additional RELEVANT CONCRETE DETAILS about this issue.


Describe what you see in this cartoon.

To what SPECIFIC Issue does this cartoon refer?

How does this illustrate the greed of individuals and/or shortcomings of government?

LIST 3-5 additional RELEVANT CONCRETE DETAILS about this issue.





Describe what you see in this cartoon.

To what SPECIFIC Issue does this cartoon refer?

How does this illustrate the greed of individuals and/or shortcomings of government?

LIST 3-5 additional RELEVANT CONCRETE DETAILS about this issue.